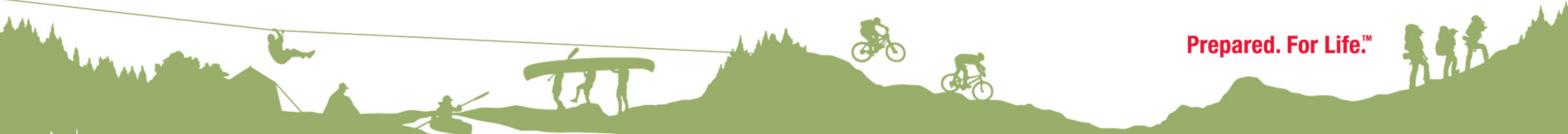




Earning Merit Badges in Troops 1028 and 1029



Earning Merit Badges



Prepared. For Life.™



Presentation Overview



- Opportunities for earning Merit Badges (currently 137 MBs!)
- Earning Merit Badges on your own (with a buddy)
- Finding a Merit Badge Counselor (MBC) using Scoutbook
- Special rules for working on Merit Badges
 - Only the MBC can mark off requirements, parents cannot!
- Merit Badges you can do on your own and those you can't
- Filling out those pesky blue cards
- How adults can become MBCs

Prepared. For Life.™





Merit Badge Opportunities



- Our Troop offers Merit Badges throughout the year, upcoming:
 - Art, Woodwork, Scholarship, Nuclear Science, Astronomy
 - Open to any Scout
 - Advanced Eagle-required MBs: Personal Fitness, Personal Management, Family Life
 - Restricted to 1st Class and up (best with more maturity/wisdom)
- Other easy opportunities for earning Merit Badges:
 - Winter Swim – January and February – Swimming / Lifesaving
 - Merit Badge Universities
 - Troop 119 – January / February, Troop 2860 – March
 - VAHC Spring Camporee – April/May
 - Summer Camp – June or July

Prepared. For Life.™



Earning Merit Badges on Your Own (with a buddy)



1. Pick a Merit Badge, click “Start a new MB” in Scoutbook
2. Click “Invite a Counselor” to find local MBCs (ask SM/AC if this option does not show for you in Scoutbook)
 - Don’t pick someone outside our Troops without asking SM 1st
3. Find a buddy or two to work with you
4. Get permission to start from the Scoutmaster – EMAIL them!
 - No work you did before this date can be counted
5. Work with the MBC to complete the badge
 - Can meet during Troop meetings or at other times with 2 adults and at least 2 Scouts
 - **Only the MBC can mark off requirements in Scoutbook, parents cannot!**
6. Have MBC and SM sign you off in Scoutbook when done
7. If you got a blue card, give it to our Advancement Chair
 - **Currently Mr. Dozier**

Prepared. For Life.™





Troop Merit Badge Offerings



- Our Troops currently have MBCs for almost all Merit Badges (and ALL Eagle-required) with the exception of the following:
 - American Labor
 - Animation
 - Archery
 - Auto Maintenance
 - Composite Materials
 - Dentistry
 - Farm Mechanics
 - Leatherwork
 - Metalwork
 - Mining in Society
 - Pottery
 - Pulp and Paper
 - Rifle Shooting
 - Search and Rescue
 - Shotgun Shooting
 - Soil/Water Conservation
 - Surveying
 - Truck Transportation
 - Weather
- Not all listed MBCs have completed all their paperwork, so check with your Scoutmaster first before talking to them

Prepared. For Life.™



Earning Merit Badges – Troop Rules to Remember - 1



- You can't even start until you get approval from your SM
 - Scoutmaster will make sure you have an approved MBC
 - No work you did before this date can be counted
- You **MUST** work with a buddy and an approved MBC
 - This means you can't work on MBs by yourself, even if your parent is an approved MBC
 - Only exception: you're a procrastinating Life Scout struggling to make Eagle at the last minute – plan with your Scoutmaster
 - **Only the MBC can mark off requirements in Scoutbook, parents cannot!**
- Parents don't make the ideal MBC
 - Parents can be too easy on you, or you might try to trick them
 - Our preference is that if at all possible, you work with an approved MBC who is **NOT** your parent
 - **Get to know the other cool adults in our Troops!**

Prepared. For Life.™



Earning Merit Badges – Troop Rules to Remember - 2



- You must produce adequate evidence to show to your MBC to prove you have done the required work
 - There are no shortcuts for requirements, so watch for these keywords and obey them:
 - “Discuss/explain with your counselor ...”
 - “Do research ...”
 - “Build and show ...”
 - “Write down ...”
 - “Give a presentation to ...”
 - Although not required, the Scouts BSA Merit Badge Workbooks are a great way to record your evidence to show to your MBC
 - **Only the MBC can mark off requirements in Scoutbook, parents cannot!**
- **If you show your MBC no hard evidence, then don’t expect to get the badge – duh!**

Prepared. For Life.™





Earning Merit Badges – Troop Rules to Remember - 3



- Some Merit Badges require specially certified instructors, so we don't want you to do these on your own and the Troop does not offer them:
 - Archery
 - Rifle Shooting
 - Shotgun Shooting
 - These are offered primarily at Summer Camp
- Remember that a MBC can also help you finish off a partial Merit Badge
 - Maybe you did all but one requirement at Summer Camp, and just need someone to sign that off when you finish

Prepared. For Life.™



Earning Merit Badges – Troop Rules to Remember - 4



- Some Merit Badges we periodically teach to groups within the Troops, so we don't want you to do these on your own:
 - Citizenship in the Community
 - Personal Management (90 days)
 - Personal Fitness (90 days)
 - Family Life (90 days)
 - Cooking
- Most of these are also more beneficial to take when you are older/wiser – restricted to 1st Class and above
- Only exception: you're a procrastinating Life Scout struggling to make Eagle at the last minute
 - Work out a plan with your Scoutmaster!

Prepared. For Life.™





Earning Merit Badges – Troop Rules to Remember - 5



- Like most things in Scouts BSA, you can't double count something you did once to get credit for two requirements
 - Unless the MB book says you can take credit for something you did for rank advancement or another MB, you have to do it again
 - Can a bird house I made for Woodwork MB also count as a project for Bird Study MB?
 - Can a speech I gave for First Class count for Communication MB?
 - Remember nothing you did before the official MB start date can be counted, although the only time limit on finishing once you start is reaching age 18
- Confused or have questions?
 - Talk to your Scoutmaster and work out a plan

Prepared. For Life.™





Filling out "Old School" Blue Cards: Front



Information for Applicant

- A merit badge application can be approved **only** by a registered merit badge counselor.
- You **must** have a buddy with you (Scout buddy system) at each meeting with the merit badge counselor.
- Turn in your approved application to your unit leader. You will be awarded the merit badge emblem and certificate at a suitable occasion.

Information for Counselor

- Merit badge applications **must** be signed in advance by the applicant's unit leader.
- The Scout **must** have his buddy (Scout buddy system) in attendance at all instructional sessions.
- You may not change any requirement, but you may share your knowledge or experience that will make the counseling more interesting and valuable.

SKU 34124

7 30176 34528 4
34124 2012 Printing
©2012 Boy Scouts of America

Counselor Initial									
Date of approval									
Requirement No. and letter									
Counselor Initial									
Date of approval									
Requirement No. and letter									

APPLICATION FOR MERIT BADGE

Name Ima Real Scout

Address _____

City _____

is a registered
 Boy Scout Varsity Scout Venturer
of Troop No. 1028
Troop, team, crew, ship

District Monticello


Council Stonewall Jackson Area

I have discussed this merit badge with this Scout and recommended at least one merit badge counselor.

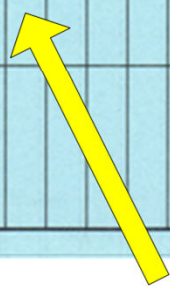
7/1/18 Eric Cutsight
Date Signature of unit leader

BOY SCOUTS OF AMERICA®

34124



Optional



Counselor will fill out this part, usually writing "all requirements completed" and then initial it.

If you have a partial, he will list the ones you completed, and mark which ones you still need to complete



Filling out "Old School" Blue Cards: Back



Ask your counselor for this info, YOU fill it in

Write the name of the Merit Badge 3 times

COUNSELOR'S RECORD	APPLICANT'S RECORD	COUNSELOR'S RECORD
The applicant has personally appeared before me and demonstrated to my satisfaction that he has met all requirements for the (please print)	APPLICANT'S RECORD	COUNSELOR'S RECORD
Merit badge _____	Name <u>Ima Real Scout</u>	Applicant <u>Ima Real Scout</u>
Name of counselor _____	has given me his completed application for the _____	<input checked="" type="checkbox"/> Troop
Address of counselor _____	Merit badge _____	<input type="checkbox"/> Team Unit No. <u>1028</u>
City _____ Zip code _____	Completed on ____ / ____ / ____ by _____	Crew _____
Telephone No. of counselor _____	Signature of counselor _____	Merit badge _____
Signature of counselor _____ / _____ Date _____	Signature of unit leader <u>Eric C. Bright</u>	Date completed ____ / ____ / ____
Checked and recorded: _____	Remarks: _____	
Date _____		
Certificate and badge presented _____ Date _____		
Applicant will turn in this portion to his unit leader for record posting.	NOTE TO BOY SCOUT, VARSITY SCOUT, OR VENTURER: Retain this card for your permanent record.	It is suggested that the counselor keep this record in case any question is raised later in regard to this award.

Counselor will sign & date ONLY if you finish everything



Adults: Process for Becoming a Merit Badge Counselor - 1



1. Complete Scouts BSA adult application including background check authorization signature, position code 42 Merit Badge Counselor (this position is no charge to the Troops). I can give you at any meeting, or it is available on-line here:
 - <https://filestore.scouting.org/filestore/pdf/524-501.pdf>
2. MBC form for whatever badges you would like to teach (list on a separate sheet if you run out of room). Find it here:
 - <https://filestore.scouting.org/filestore/pdf/34405.pdf>
 - Note that you can elect to work with **ONLY** Scouts in our two Troops, or anyone within our Council / District who may need a MBC. Once the paperwork is in, folks can find you via Scoutbook if you select a wider help option.

Prepared. For Life.™



Adults: Process for Becoming a Merit Badge Counselor - 2



3. Your on-line Youth Protection Training (YPT) completion certificate from www.my.scouting.org
 - Note that YPT must be re-taken annually

 4. Your on-line MBC Training completion certificate from www.my.scouting.org
 - This is a one-time course, no need to retake it if you have already completed and can print your training certificate
- Once these four items are in, you are good to go with teaching Merit Badge classes or helping to clear partials.