



# Black Graphite Application Tips

**NOTE: You must apply graphite BEFORE registering your car !!!**



**Step 1: Squeeze tube gently to apply small amount of graphite under axle head**



**Step 2: Squeeze tube gently to apply small amount of graphite into back of wheel hub**

**Step 3: Spin each wheel for a minute or so to distribute the graphite evenly**


**Step 4: Squeeze tube gently to apply small amount of graphite to paper towel, rub all along bottom of wheel (where it meets the track)**

**Step 5: Repeat for all 4 wheels and clean up any mess**

**ONLY black graphite is allowed – no oils or other lubricants**



**Do not use white teflon lubricant on wheels/axles – your car will be slower than my grandmother !!**



**Use BLACK graphite with Molybdenum for super speed !!!**

