



# Pinewood Derby Brainstorming – Sketch Your Car Design

Check out the Troop 1028/1029 Pinewood Derby Tips web page:  
<https://www.troop1028.org/pwd-workshops.html>





Max Height Line (4 5/8" to bottom of wheels, 4 1/8" to bottom of block)

Side View (Actual Size): 7" long by 1 1/4 inches high

Rear (usually)

Front (usually)



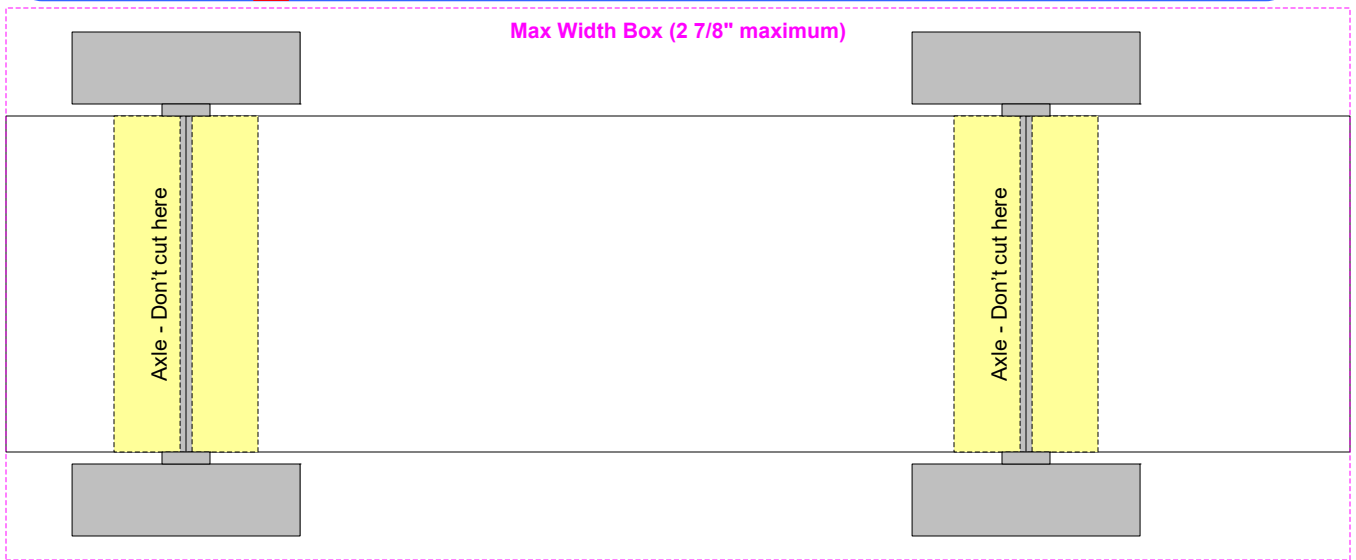
### Start Pin "Tank" Rule:

No part of the car may extend past the front edge of the start pin so as to give a competitive advantage at finish line

Top View (Actual Size): 7" long by 1 3/4 inches wide

Rear (usually)

Front (usually)



**Pack 77 Size Rules:**

- Maximum Width = 2 7/8 inches
- Maximum Length = 7 3/8 inches
- Maximum Height = 4 5/8 inches
- Maximum Weight = 5 ounces

Note: Length requirement can be exceeded if no competitive advantage is gained – ask PWD Chair

Eric Cutright  
Pinewood Derby 2025

**Mr. Eric can make any special fins, wings, spoilers, or stickers that you want, so think of ideas !**