



Axle Treatment




What are we trying to do?

- Standard axles have burrs under the head and on the axle
- We want to get rid of these and polish smooth for best speed
- Step 1: file off the rough burrs
- Step 2: sand to polish to a shine



STEP 1

- Insert tip of axle into drill press, tighten by hand
- Turn drill press on, make sure the axles spins smoothly
- Hold file against side of spinning axle to remove burrs
- Pull down slightly on file to remove burrs under spinning axle head



STEP 2

- Five grits of sandpaper strips are provided, start with #1, finish #5
 - Turn drill press on
 - Move sandpaper strip against spinning axle for a few seconds to sand it smooth (don't just keep still in one place, it will tear)
 - Repeat for next grit until it is smooth and shiny enough for you
- Turn drill press off, remove axle



**Taa daa!
Shiny!**

