


Pinewood Derby Plans – Draw Your Car Design

Check out the Pack 77 Pinewood Derby Tips web page: <http://pack77.avenue.org/derby.html>

Max Height Line (3" to bottom of wheels, 2 1/2" to bottom of block)


Side View (Actual Size): 7" long by 1 1/4 inches high

Rear (usually)



Front (usually)

Max Height Line (3" to bottom of wheels, 2 1/2" to bottom of block)

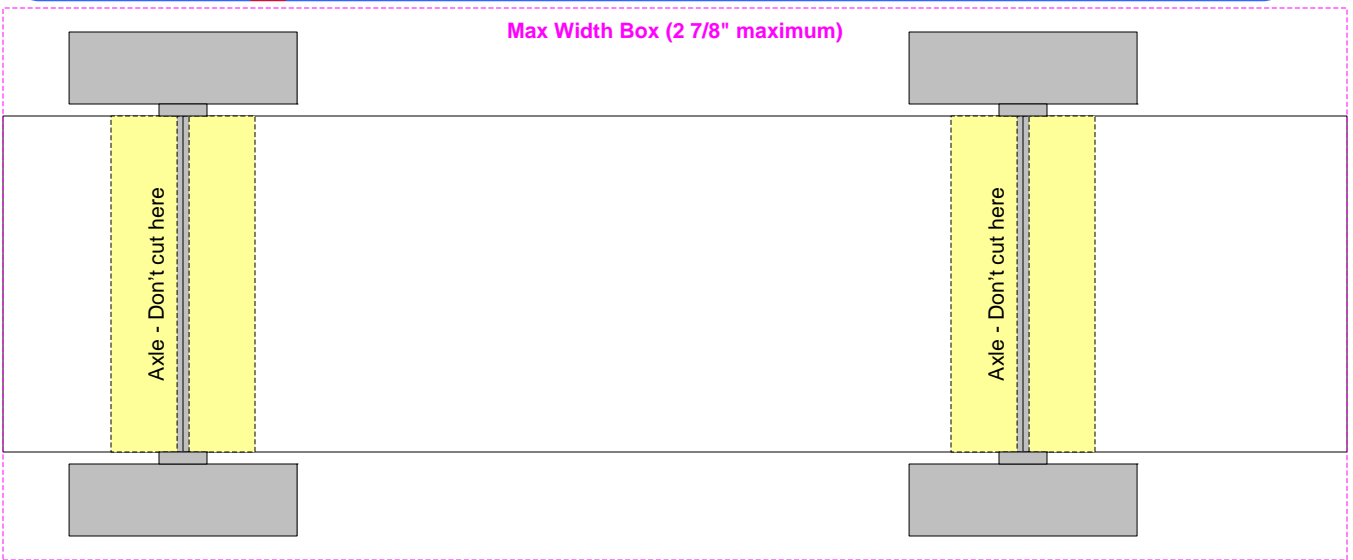


Start Pin "Tank" Rule:

No part of the car may extend past the front edge of the start pin so as to give a competitive advantage at finish line

Top View (Actual Size): 7" long by 1 3/4 inches wide

Rear (usually)



9/16"

Front (usually)

9/16"

**Pack 77
Size
Rules:**

Maximum Width = 2 7/8 inches
Maximum Length = 7 3/8 inches
Maximum Height = 3 inches
Maximum Weight = 5 ounces

Note: Length requirement can be exceeded if no competitive advantage is gained – ask Eric

Eric Cutright
Pinewood Derby 2014

Eric can make any special fins, wings, spoilers, or stickers that you want, so think of ideas !